

## ENVIRONMENTAL OCCURRENCES

### THUNDERSTORMS

#### In the event of a thunderstorm:

- remain indoors, and avoid windows, doors, fireplaces, and metal objects (radiators, metal pipes)
- disconnect small electrical appliances and avoid using hard wired telephones

#### If you are outside:

- do not stand near tall objects, including trees or utility poles
- stay away from open water; if you are swimming or boating, return to shore
- stay away from metal objects such as fences and machinery, and don't carry metal objects
- if you are in open country, drop to your knees, making sure that your head is lower than your back, but not touching the ground
- if you are in a car, stay in the car

### TORNADO / SEVERE HIGH WINDS

#### In the event of a tornado / severe high winds:

- seek shelter preferably in a basement or under a stairway or sturdy table
- avoid windows, doors and outside walls
- protect your head
- avoid buildings with large areas of unsupported roofs such as barns, arenas and supermarkets;
- if inside such a building, find the lowest floor, or get under something sturdy

#### If caught in the open:

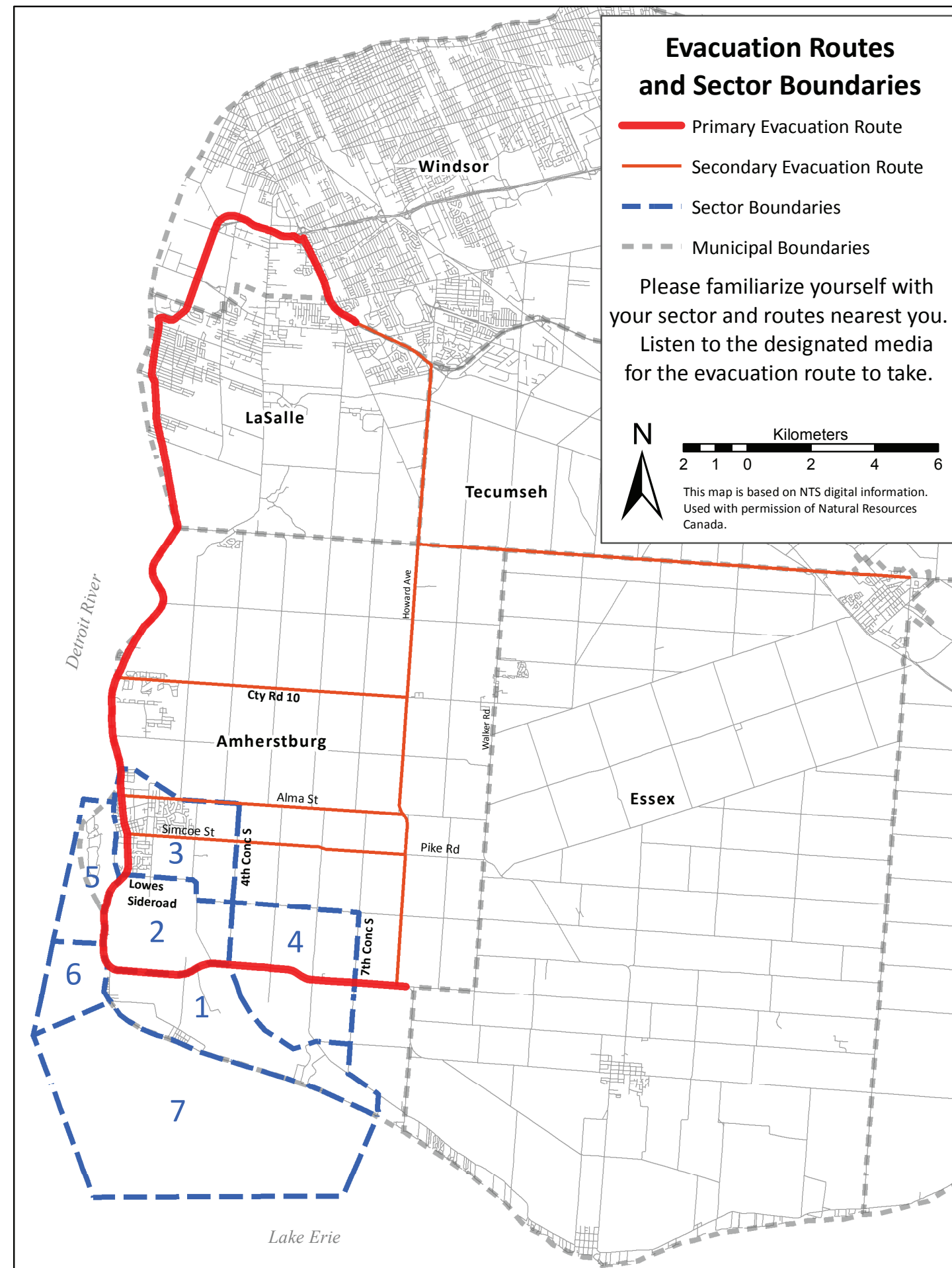
- determine the wind direction and move at right angles to it
- if you are unable to avoid the storm, lie flat in a ditch or ravine
- do not remain in your car, or try to out-race a tornado
- if no shelter can be found, hang on to the base of a small tree or shrub
- treat all wires as live

### LISTEN FOR AMHERSTBURG ALERTS

### FLOODS OR WINTER STORMS

In addition to thunderstorms and wind events, community alerting systems may be used to provide you with instructions in the event of a severe flood or winter storm.

For weather alerts you can subscribe to "Weather Channel" or purchase a "Weather Alert Radio".



# AMHERSTBURG EMERGENCY RESPONSE INFORMATION


**IMPORTANT:**  
PLEASE READ AND POST

[WWW.AMHERSTBURG.CA](http://WWW.AMHERSTBURG.CA)  
AMHERSTBURG FIRE DEPARTMENT 519-736-6500

## DEAR CITIZEN:

This pamphlet is about protective measures you can take in the event of an emergency.

Please read this pamphlet carefully and discuss it with your family! Keep it where you can refer to it quickly.



## COMMUNITY ALERTING SYSTEMS

### GENERAL

The Provincial Nuclear Emergency Response Plan details the public alerting requirements for designated municipalities in Ontario.

### CRITERIA FOR ACTIVATION

The Community Emergency Management Coordinator under the following conditions may activate the Public Alerting Siren System in the Primary Zone:

1. When requested by the Provincial Emergency Operations Centre (PEOC).
2. In the case of a nuclear emergency with an ongoing or imminent emission of radioactivity the Municipality is authorized to immediately initiate the public alerting system. The PEOC will issue the appropriate Emergency Bulletin.

### RESPONSIBILITIES

The Community Emergency Management Coordinator is responsible for activating the Public Alerting Siren System when requested by the Provincial Emergency Operations Centre.

A component requirement of the Nuclear Emergency Response Plan is to have a Public Alerting system specifically designed for Public Notification during Nuclear Emergencies.

A Public Alerting Siren System (5 Siren Sites) was renewed in June of 2013 for the then Primary Zone of the Municipality. Council in May of 2017 reduced the Primary Zone from 23km to 16.1km and currently there are 260 Households within the Primary Zone (now referred to as the Detailed Planning Zone).

The system includes:

#### 5 sirens in the Town of Amherstburg:

1. 195 Texas Rd.
2. North Side Rd. near 2070
3. Centennial Park (Old Arena), 209 Victoria St. S.
4. 2568 Fryer and Conc. 2
5. Conc. 3 S., South of 3857

Test of sirens occurs the last Friday of each month at 12 noon.

If there is a nuclear emergency that could pose a serious threat to the community, sirens will only be activated when immediate action by the public is required. The sirens will emit a loud, pulsing sound.

**NOTE: SIRENS ARE FOR NUCLEAR EMERGENCIES ONLY, NOT WEATHER EVENTS.**

## AMHERSTBURG ALERTS:

The new Emergency Mass Notification System “Amherstburg Alert” was approved by Council in 2016 to enhance the public notification system and will be used to alert and give instructions to the public for many types of emergencies in our community.

Other means of notifications may be used during an emergency. e.g. emergency vehicles with sirens and public address systems may travel through the area broadcasting an emergency message.

The “2-1-1 Call Centre” for public inquiries and additional information may also be used.

**In the event that any of the community alerting systems are activated, you are advised to:**

- stay calm
- go immediately indoors, close all windows, doors and turn off air conditioners, furnaces, heating systems or other air intakes
- if you are in your car, close the windows and shut off the engine
- turn your radio or television to an emergency broadcast station for instructions

### THE OFFICIAL EMERGENCY BROADCAST STATIONS ARE:

Radio:	Television:
CBEF 540 AM	CBET Channel 9
CKWW 580 AM	Cable Channel 10
CKLW 800 AM	Cable Channels 6 and 10
CIMX 88.7 FM	
CKMR 93.9 FM	

## BRING CHILDREN AND PETS IN IMMEDIATELY

Where they can be supervised and guided.

HELP the elderly or handicapped, be kind to your neighbour and give temporary shelter to pedestrians.

## DO NOT PICK UP YOUR CHILDREN FROM SCHOOL

The teachers and administrative staff at your child’s school will be informed in the event of an emergency. You should not attempt to pick them up at school. This would only cause confusion and would not help the school staff who have a plan to ensure the safety of the children.

Children will be transported to Emergency Reception Centres first and then to host schools if evacuation is needed. Media broadcasts will inform parents which host school children have been taken to.

Host schools are pre-determined by each school board.

Emergency Reception Centres are located at the Town of Essex and the City of Windsor. You will be advised of the location through Community Alerting Systems.

People in nursing homes and senior citizen homes will be first taken to the Reception Centres and then transported to other facilities.

## REGISTER FOR AMHERSTBURG ALERT

[WWW.AMHERSTBURG.CA/ALERT](http://WWW.AMHERSTBURG.CA/ALERT)



## SHOULD I TRY TO EVACUATE?


**NO.** You should not attempt an evacuation unless ordered to do so by authorities.

In this event, you will receive instructions over the radio or television or through Amherstburg Alerts. Such an order will be issued only if essential.

### HOWEVER, PREPARE TO EVACUATE.

- Instructions will be given over the radio, television, “2-1-1 Call Centre” or Amherstburg Alert System
- If you are home, pack essential items:
  - extra clothing
  - eyeglasses and dentures
  - prescription drugs and important medicines
  - cheque book, credit cards, cash and other papers
  - baby supplies and special foods
  - driver’s licence and identification
  - toilet articles (towels, toothbrush, toothpaste, soap, razor, etc.)
  - pillows, blankets or sleeping bags
  - portable radio, flashlight and batteries
  - cellphones and chargers

### DO NOT LEAVE YOUR HOME AT THIS STAGE.



## IF ORDERED TO EVACUATE

- **STAY CALM**
- turn your furnace back on in the winter months
- keep pets inside with stored food and water (you will be permitted to return and care for them as soon as possible)
- lock all doors and windows of your house
- evacuate your area exactly as instructed by local officials or the media indicating the route
- DO NOT HURRY, but DRIVE CAREFULLY along the main evacuation routes (see map) to the nearest Reception Centre identified at the time
- if you do not have a ride, ask a neighbour or friend for a ride
- persons needing assistance should alert police by wrapping a white cloth (towel, sheet, etc.) around their front door-knob or hanging it from a window; wherever it will be clearly visible from the road
- report on your arrival to the Reception Centre and follow the instructions of authorities


## SPECIFIC INFORMATION

Should an industrial accident or natural occurrence result in an emergency situation, there is relevant, specific information that you should be aware of:

### CHEMICAL EMERGENCY:

Sheltering indoors is the best response to a chemical emergency. Even a poorly sealed building or vehicle provides some protection against a release.

If you find yourself caught in a chemical emission, and you can’t get inside, move so the wind is blowing from your left to right or right to left, but not directly into your face or from behind you.



This would allow the best opportunity to get away from the highest concentration of the release.

### NUCLEAR EMERGENCY:

Here are some of the additional actions that may be required in the named sectors (refer to map) in the event of a nuclear emergency at the Fermi II nuclear generating station:

- residents may be required to stay indoors, close all doors and windows and turn off air conditioners, furnaces, heating systems or other air intakes
- you may be advised to move livestock and pets indoors with a supply of food and water
- traffic into the area may be restricted
- school and business activities may be suspended
- at the Reception Centres, showering may be recommended to persons who were outdoors to remove low-level radioactive dust particles
- you may be advised against consuming food or liquids which may have been exposed to radioactivity
- potassium iodine pills may be provided at the Reception Centres, to protect your thyroid gland from radioactive iodine
- the affected area may be evacuated

**NOTE: DO NOT TAKE POTASSIUM IODINE PILLS (KI) UNLESS DIRECTED TO DO SO.**